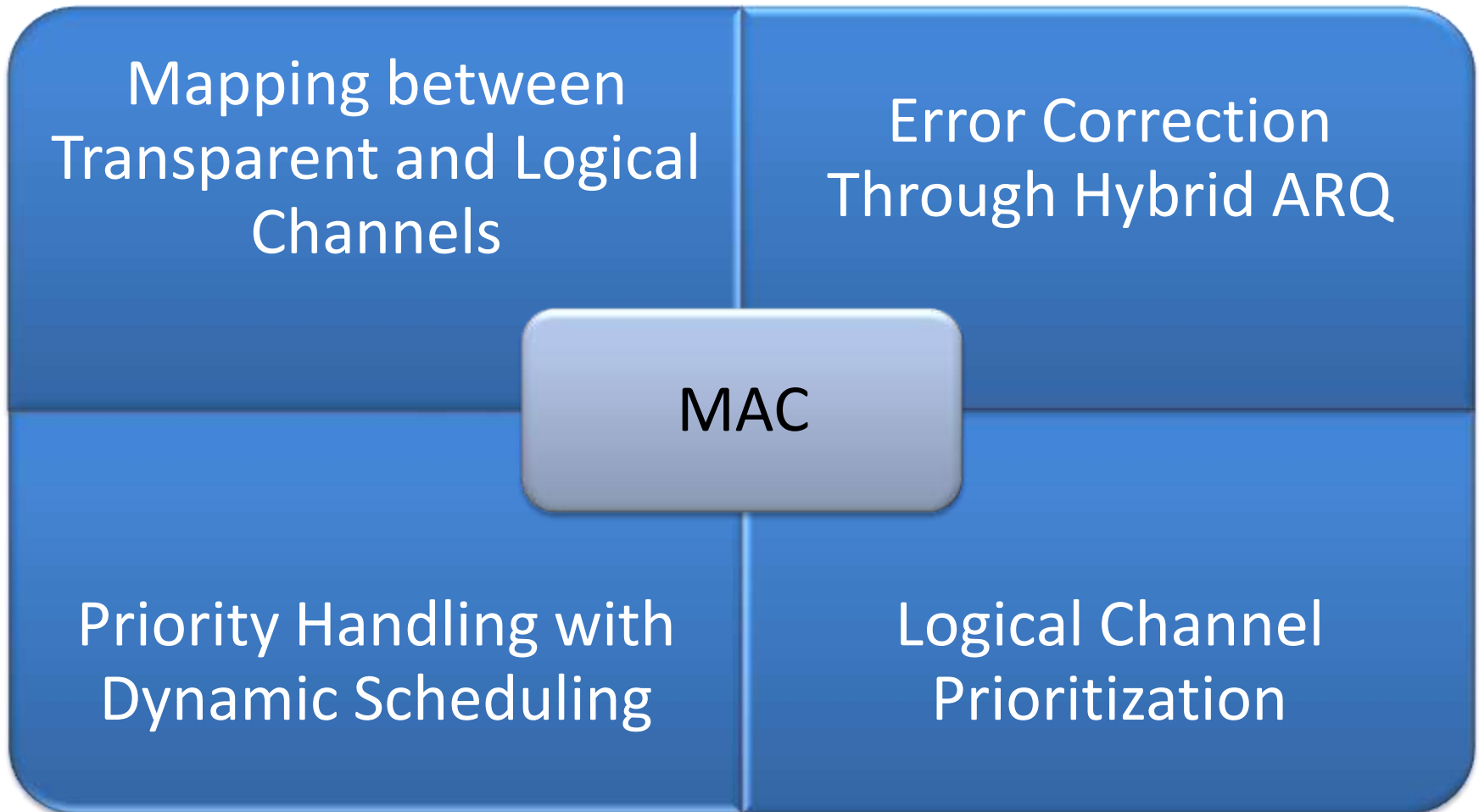


3GPP LTE Channels and MAC Layer

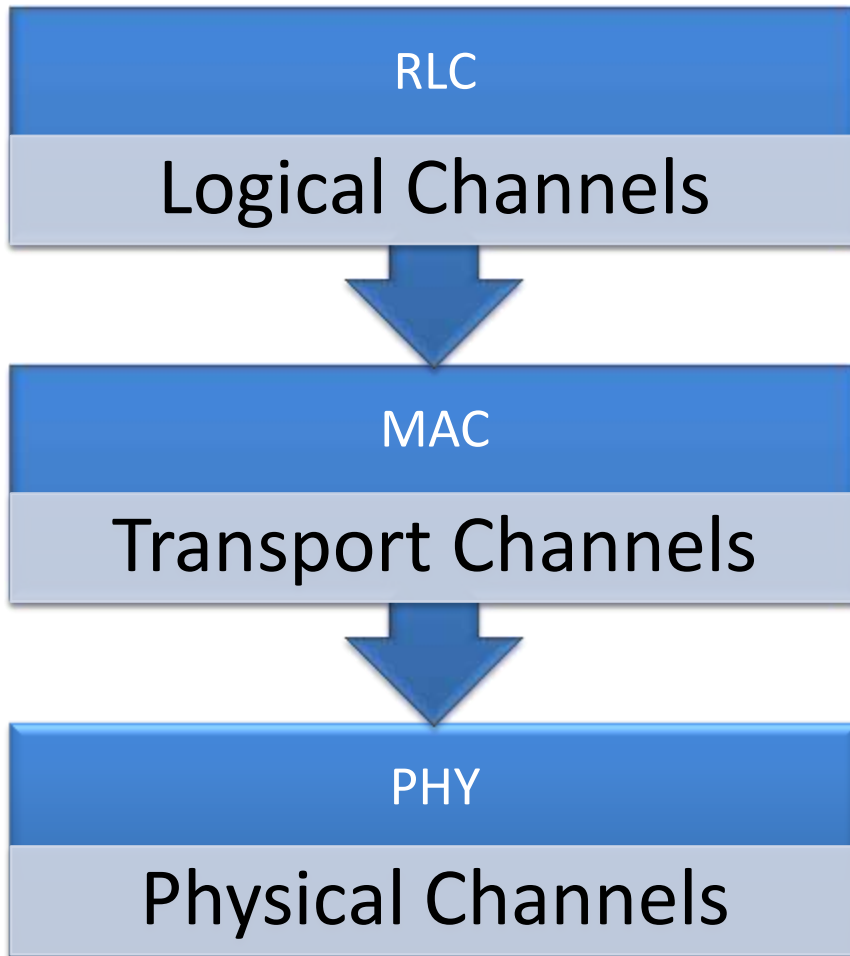
© 2009 EventHelix.com Inc.

All Rights Reserved.

LTE MAC Layer Functions



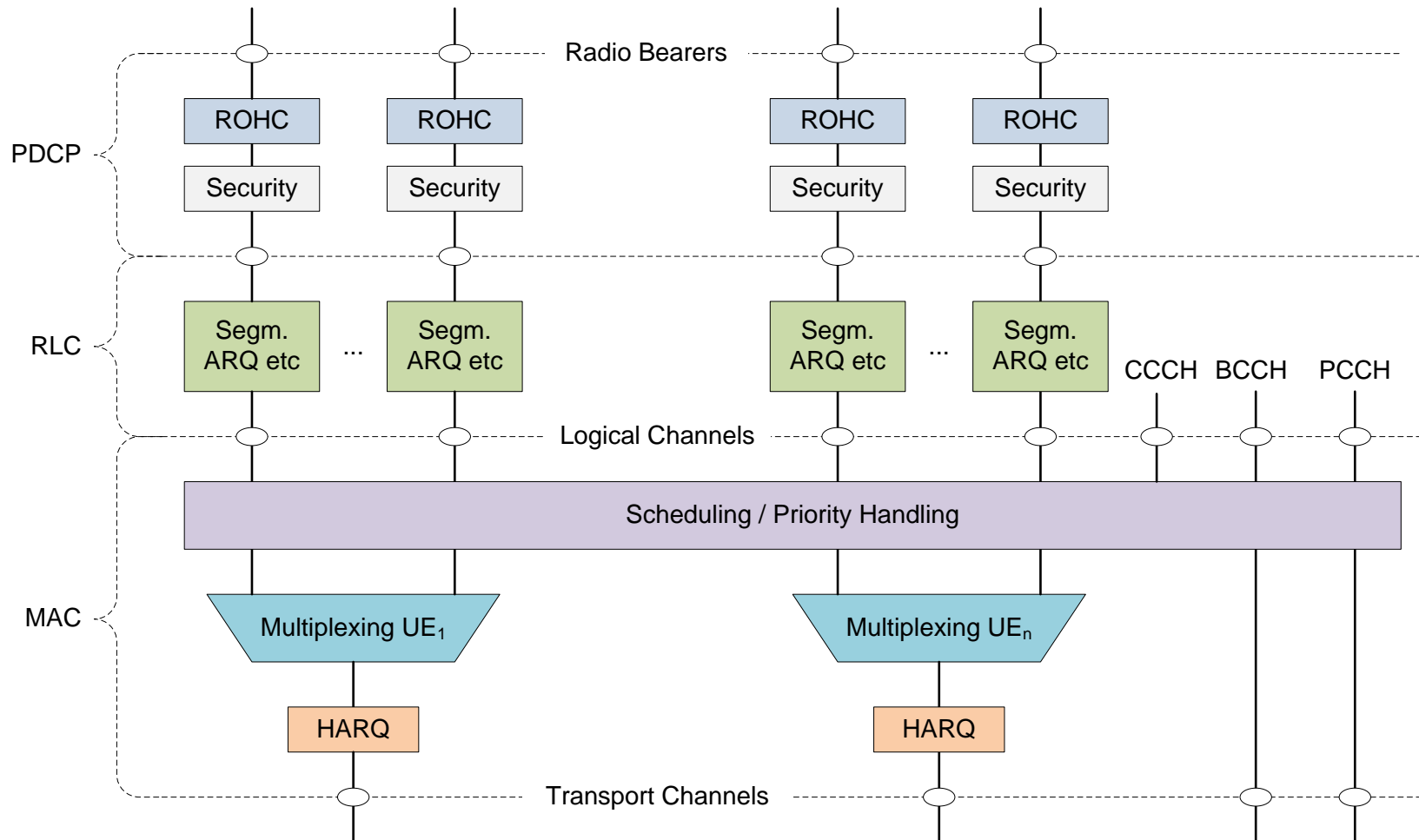
LTE Channel Architecture



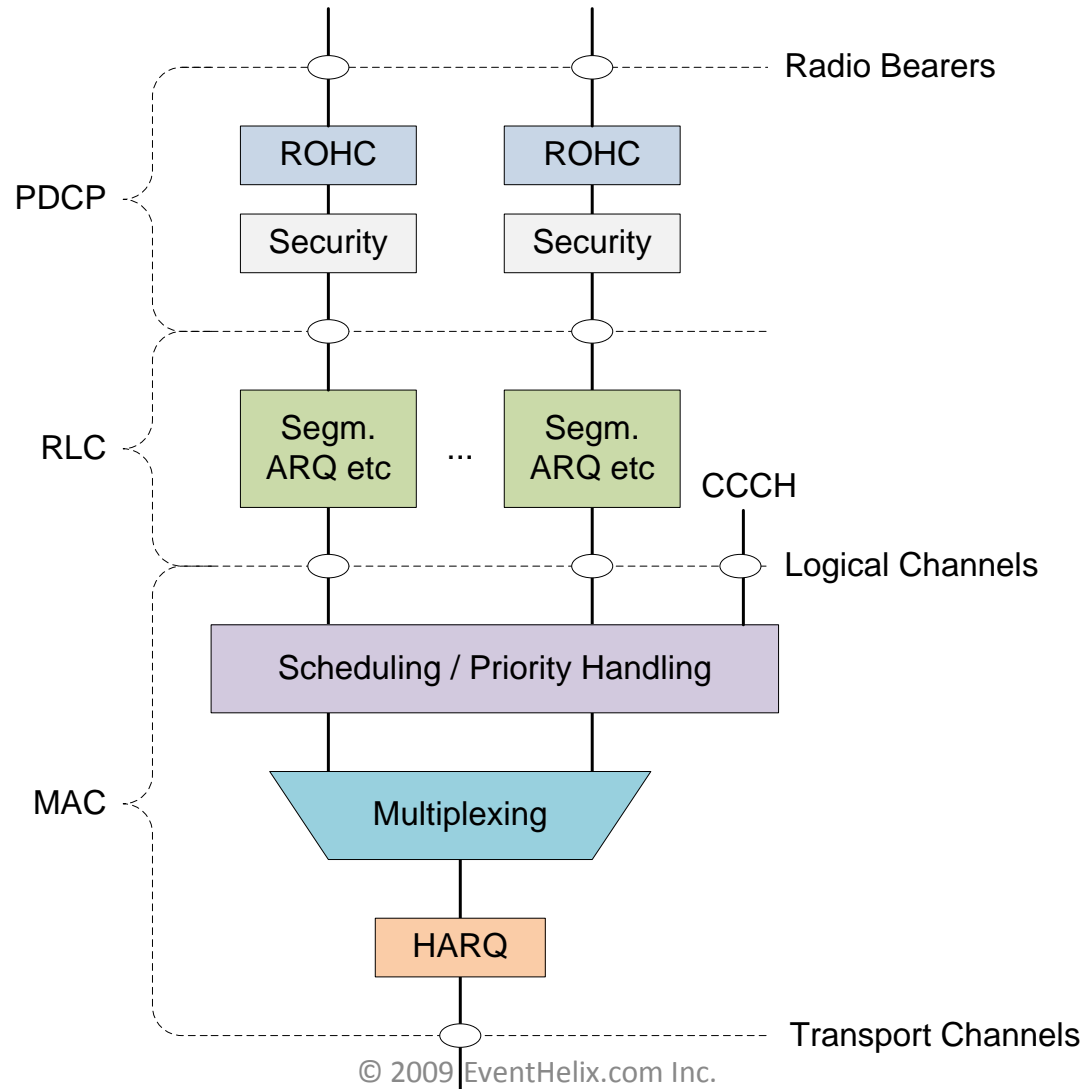
1. RLC layer passes data to the MAC layer as logical channels.
2. The MAC layer formats and sends the logical channel data as transport channel.
3. The physical layer encodes the transport channel data to physical channels.

- telecommunication design
- systems engineering
- real-time and embedded systems

Downlink PDCP, RLC and MAC Sublayer Organization

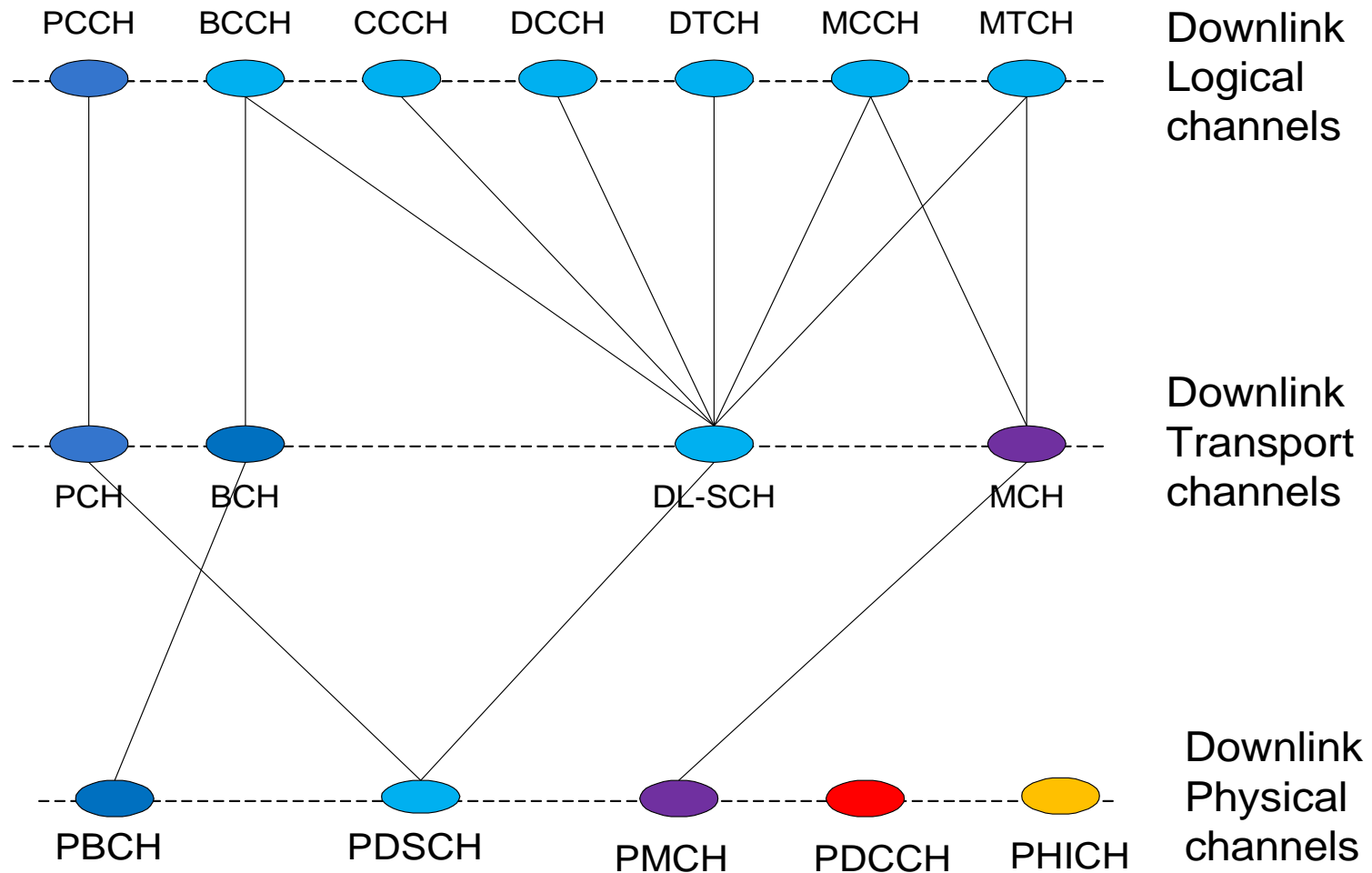


Uplink PDCP, RLC and MAC Sublayer Organization



- telecommunication design
- systems engineering
- real-time and embedded systems

LTE Downlink Channels



LTE Downlink Logical Channels 1

Paging Control Channel (PCCH)

- A downlink channel that transfers paging information and system information change notifications.
- This channel is used for paging when the network does not know the location cell of the UE.

Broadcast Control Channel (BCCH)

- A downlink channel for broadcasting system control information.

Common Control Channel (CCCH)

- Channel for transmitting control information between UEs and network.
- This channel is used for UEs having no RRC connection with the network.

LTE Downlink Logical Channels 2

Dedicated Control Channel (DCCH)

- A point-to-point bi-directional channel that transmits dedicated control information between a UE and the network.
- Used by UEs having an RRC connection.

Dedicated Traffic Channel (DTCH)

- A point-to-point channel, dedicated to one UE, for the transfer of user information.
- A DTCH can exist in both uplink and downlink.

Multicast Control Channel (MCCH)

- A point-to-multipoint downlink channel used for transmitting MBMS control information from the network to the UE, for one or several MTCHs.
- This channel is only used by UEs that receive MBMS.

Multicast Traffic Channel (MTCH)

- A point-to-multipoint downlink channel for transmitting traffic data from the network to the UE.
- This channel is only used by UEs that receive MBMS.

LTE Downlink Transport Channels 1

Paging Channel (PCH)

- Supports UE discontinuous reception (DRX) to enable UE power saving
- Broadcasts in the entire coverage area of the cell;
- Mapped to physical resources which can be used dynamically also for traffic/other control channels.

Broadcast Channel (BCH)

- Fixed, pre-defined transport format
- Broadcast in the entire coverage area of the cell

Multicast Channel (MCH)

- Broadcasts in the entire coverage area of the cell;
- Supports MBSFN combining of MBMS transmission on multiple cells;
- Supports semi-static resource allocation e.g. with a time frame of a long cyclic prefix.

LTE Downlink Transport Channels 2

Downlink Shared Channel (DL-SCH)

- Supports Hybrid ARQ
- Supports dynamic link adaptation by varying the modulation, coding and transmit power
- Optionally supports broadcast in the entire cell;
- Optionally supports beam forming
- Supports both dynamic and semi-static resource allocation
- Supports UE discontinuous reception (DRX) to enable UE power saving
- Supports MBMS transmission

LTE Downlink Physical Channels 1

Physical Downlink Shared Channel (PDSCH)

- Carries the DL-SCH and PCH
- QPSK, 16-QAM, and 64-QAM Modulation

Physical Downlink Control Channel (PDCCH)

- Informs the UE about the resource allocation of PCH and DL-SCH, and Hybrid ARQ information related to DL-SCH
- Carries the uplink scheduling grant
- QPSK Modulation

Physical Hybrid ARQ Indicator Channel (PHICH)

- Carries Hybrid ARQ ACK/NAKs in response to uplink transmissions.
- QPSK Modulation

LTE Downlink Physical Channels 2

Physical Broadcast Channel (PBCH)

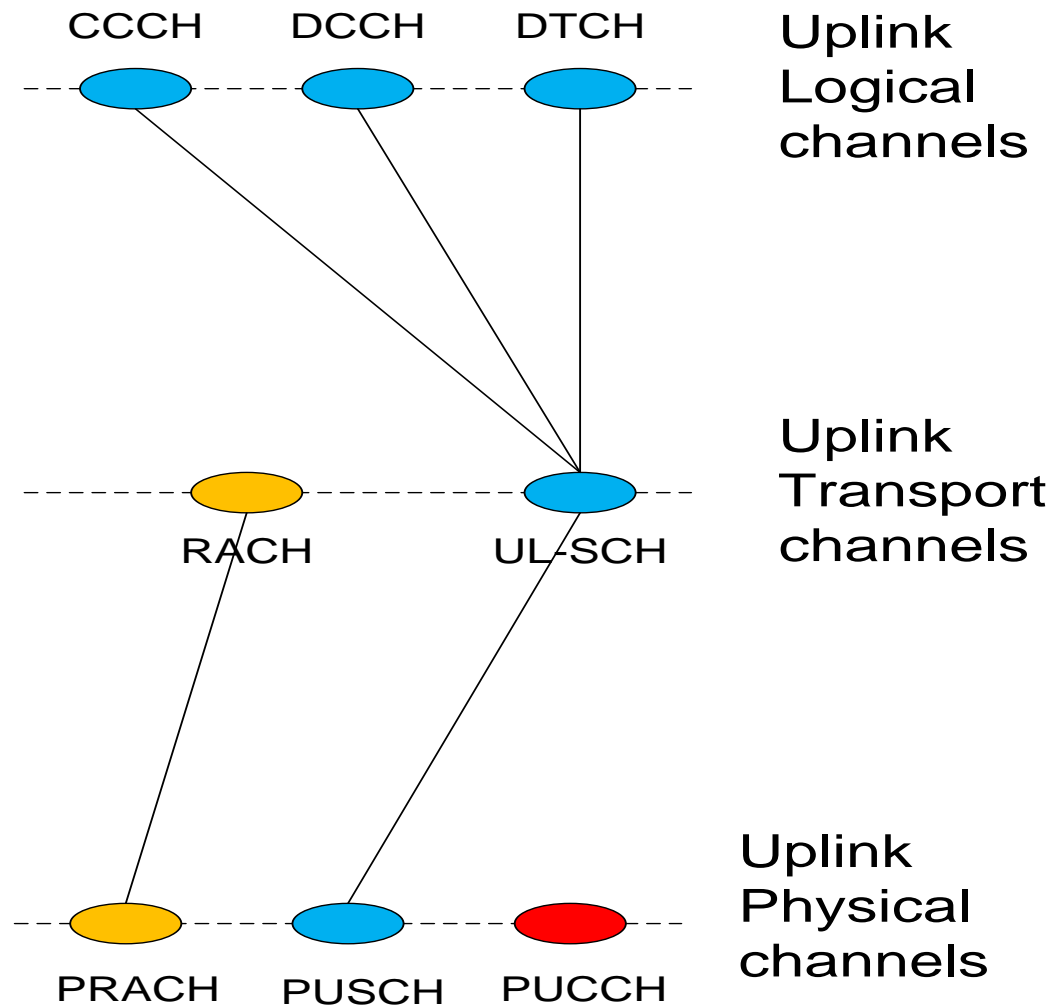
- The coded BCH transport block is mapped to four sub-frames within a 40 ms interval. 40 ms timing is blindly detected, i.e. there is no explicit signalling indicating 40 ms timing
- Each sub-frame is assumed to be self-decodable, i.e. the BCH can be decoded from a single reception, assuming sufficiently good channel conditions.
- QPSK Modulation

Physical Multicast Channel (PMCH)

- Carries the MCH
- QPSK, 16-QAM, and 64-QAM Modulation

- telecommunication design
- systems engineering
- real-time and embedded systems

LTE Uplink Channels



LTE Uplink Logical Channels

Common Control Channel (CCCH)

- Channel for transmitting control information between UEs and network.
- This channel is used for UEs having no RRC connection with the network.

Dedicated Control Channel (DCCH)

- A point-to-point bi-directional channel that transmits dedicated control information between a UE and the network.
- Used by UEs having an RRC connection.

Dedicated Traffic Channel (DTCH)

- A point-to-point channel, dedicated to one UE, for the transfer of user information.
- A DTCH can exist in both uplink and downlink.

LTE Uplink Transport Channels

Random Access Channel (RACH)

- Channel carries minimal information
- Transmissions on the channel may be lost due to collisions

Uplink Shared Channel (UL-SCH)

- Optional support for beam forming
- Supports dynamic link adaptation by varying the transmit power and potentially modulation and coding
- Supports Hybrid ARQ
- Supports dynamic and semi-static resource allocation

LTE Uplink Physical Channels

Physical Radio Access Channel (PRACH)

- Carries the random access preamble
- The random access preambles are generated from Zadoff-Chu sequences with zero correlation zone, generated from one or several root Zadoff-Chu sequences.

Physical Uplink Shared Channel (PUSCH)

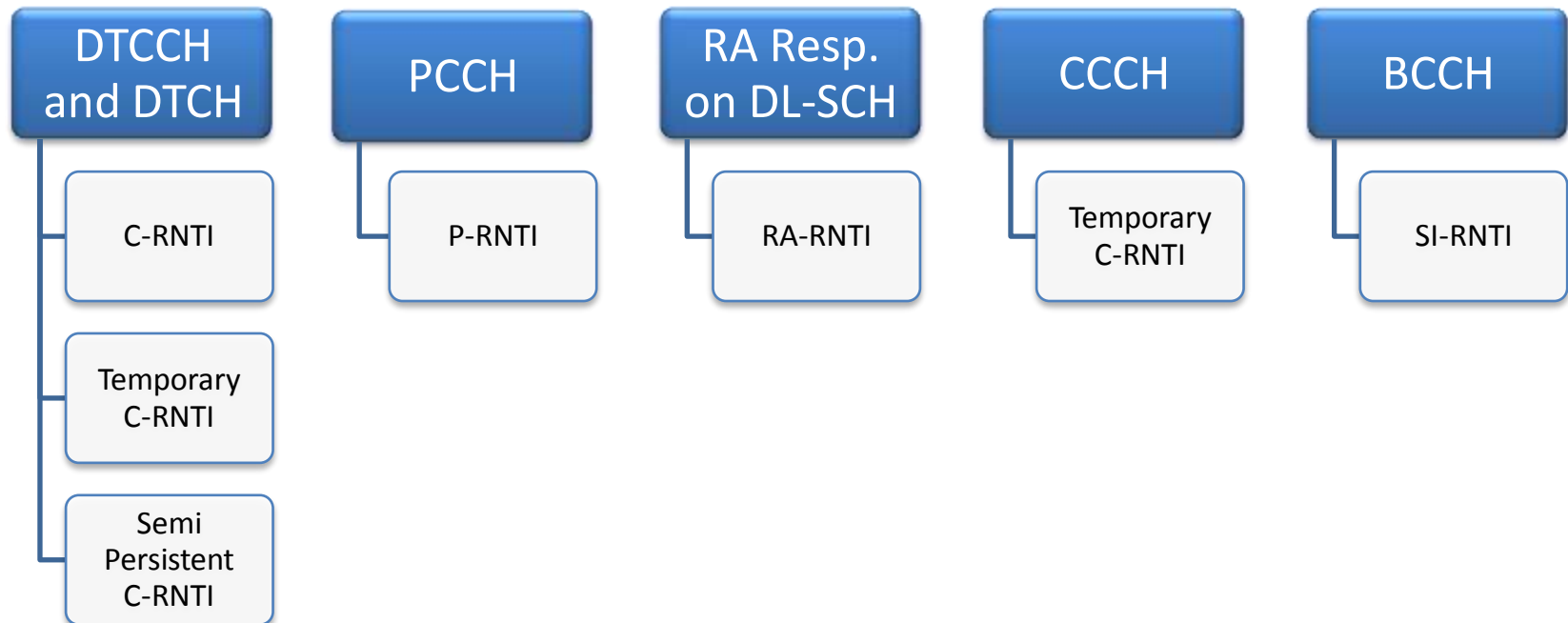
- Carries the UL-SCH
- QPSK, 16-QAM, and 64-QAM Modulation

Packet Uplink Control Channel (PUCCH)

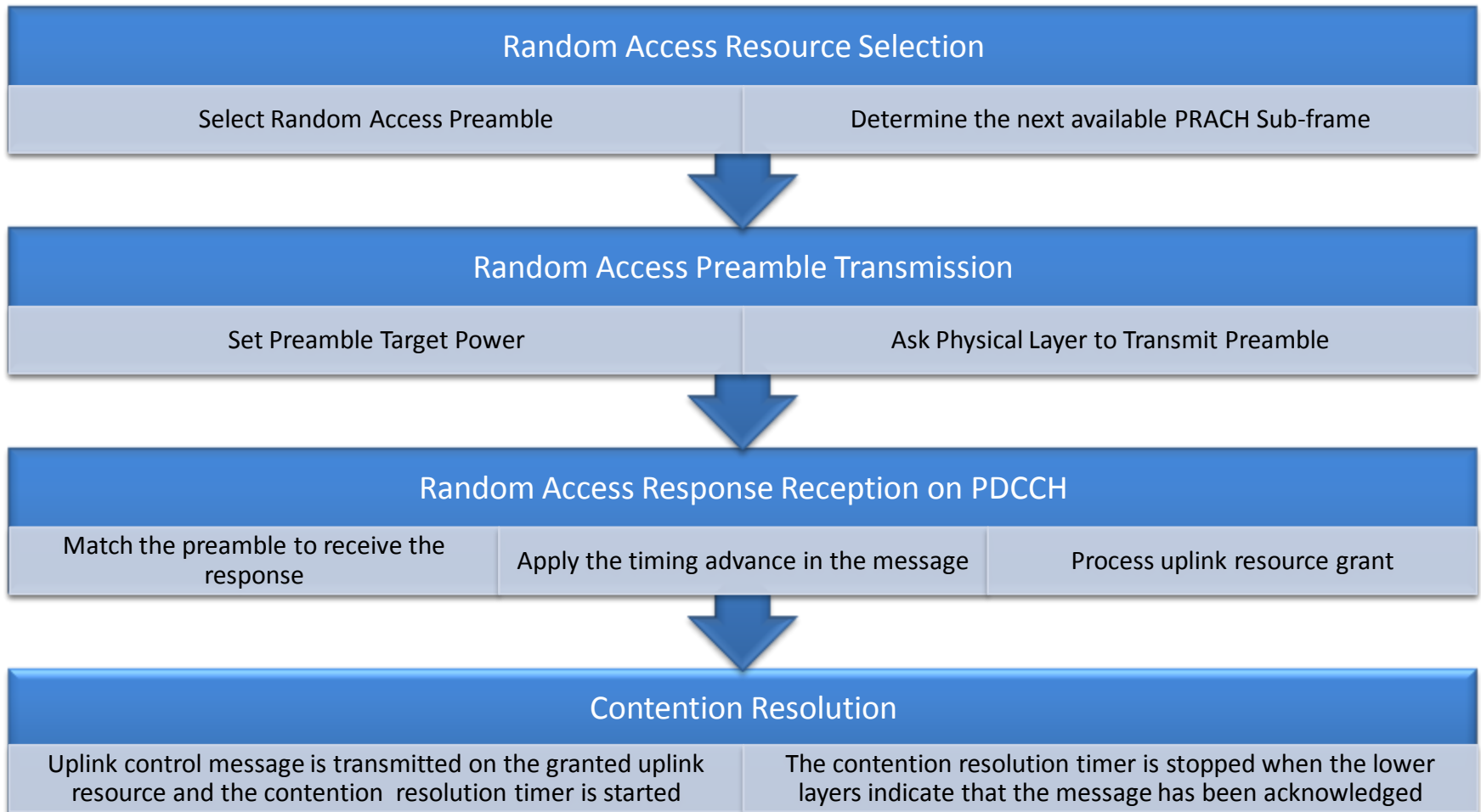
- Carries Hybrid ARQ ACK/NAKs in response to downlink transmission
- Carries Scheduling Request (SR)
- Carries CQI reports
- BPSK and QPSK Modulation

RNTI Mapping

- When MAC uses the PDCCH to indicate radio resource allocation, the RNTI that is mapped on the PDCCH depends on the logical channel type:



Random Access Procedure



DL-SCH Data Transfer

Downlink Assignment Received on PDCCH

Message indicates if there is transmission on the DL-SCH for the UE.

New Data Indicator (NDI) is updated

Hybrid ARQ Operation

If received NDI \neq previous NDI or first transmission:
Soft buffer contents are replaced with new data

If received NDI $==$ previous NDI:
Soft buffer data is chase combined with the new data

Data Delivery and Acknowledgement

If data in the Soft buffer is successfully decoded and no error is detected, send positive acknowledgement

If data decoding in the Soft buffer results in an error, a negative acknowledgement is sent.

UL-SCH Data Transfer

Scheduling Request (SR) is sent to initiate uplink data transfer.

Buffer Status Report (BSR) is sent to report pending data in uplink buffers.

Power Headroom Report (PHR) communicates the additional return power available at the UE.

Uplink Grant assigns uplink resources for transmission

UE transmits the uplink data on the assigned resources. Hybrid ARQ is used.

- telecommunication design
- systems engineering
- real-time and embedded systems

Explore More

Specification	Title
3GPP TS 36.300	Evolved Universal Terrestrial Radio Access (E-UTRA) and Evolved Universal Terrestrial Radio Access Network (E-UTRAN); Overall description; Stage 2
3GPP TS 36.321	Evolved Universal Terrestrial Radio Access (E-UTRA); Medium Access Control (MAC) protocol specification
3GPP TS 36.211	Evolved Universal Terrestrial Radio Access (E-UTRA); Physical channels and modulation

- telecommunication design
- systems engineering
- real-time and embedded systems

Thank You

Thank you for visiting EventHelix.com. The following links provide more information about telecom design tools and techniques:

Links	Description
EventStudio System Designer 4.0	Sequence diagram based systems engineering tool.
VisualEther Protocol Analyzer 1.0	Wireshark based visual protocol analysis and system design reverse engineering tool.
Telecom Call Flows	GSM, SIP, H.323, ISUP, LTE and IMS call flows.
TCP/IP Sequence Diagrams	TCP/IP explained with sequence diagrams.
Real-time and Embedded System Articles	Real-time and embedded systems, call flows and object oriented design articles.